

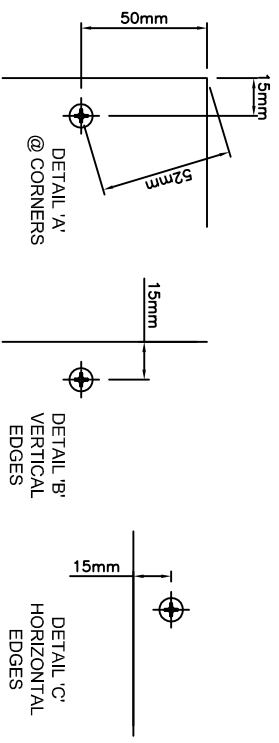
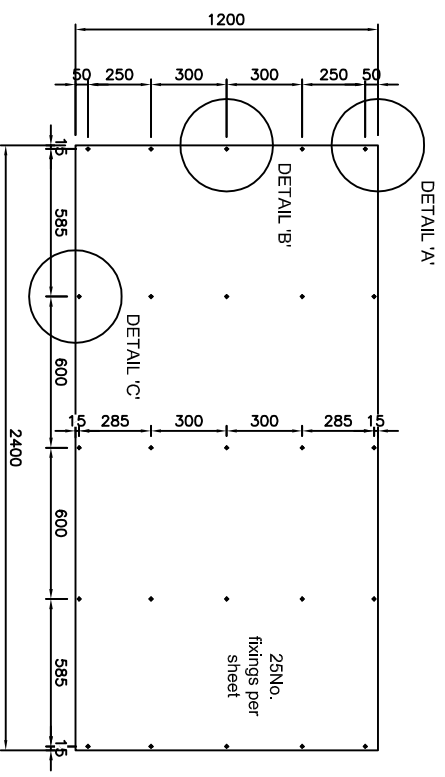
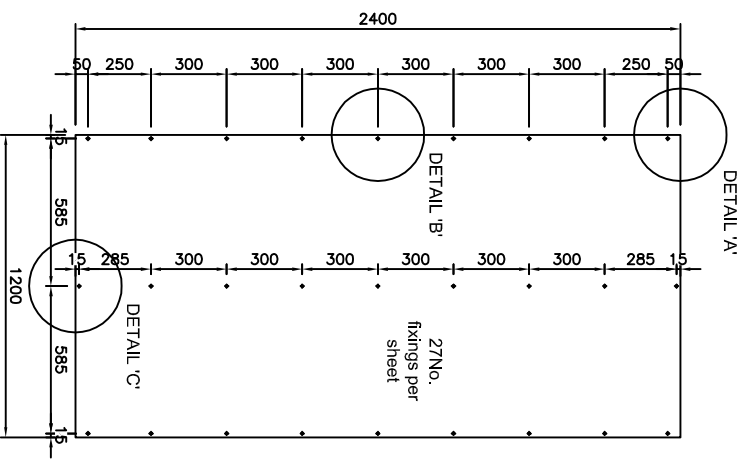
NOTES :-



FOR FIXING INTO SFS FRAMING
4.8mm x 38mm WINGTIP FIXING



FOR FIXING INTO TIMBER FRAMING
4.2mm x 42mm FIXING



RCM - Y-WALL TYPICAL FIXING DETAILS

(NOMINAL 2mm TO 5mm JOINT GAP BETWEEN BOARDS)
MINIMUM EDGE DISTANCE 15mm

No	DESCRIPTION	DATE
	REVISION	
ROOFING AND CLADDING MATERIALS		
Y-WALL		
TYPICAL BOARD FIXING GUIDE		
SCALE	NTS	DRAWN PM
DATE	16/07/18	CHECKED
DWG. No	RCM ST101	REVISION -



RCM, 27 Rosevale Road, Parkhouse Ind Estate West,
Newcastle Under Lyme, Staffordshire, ST5 7EF
Tel: 0800 6124662