

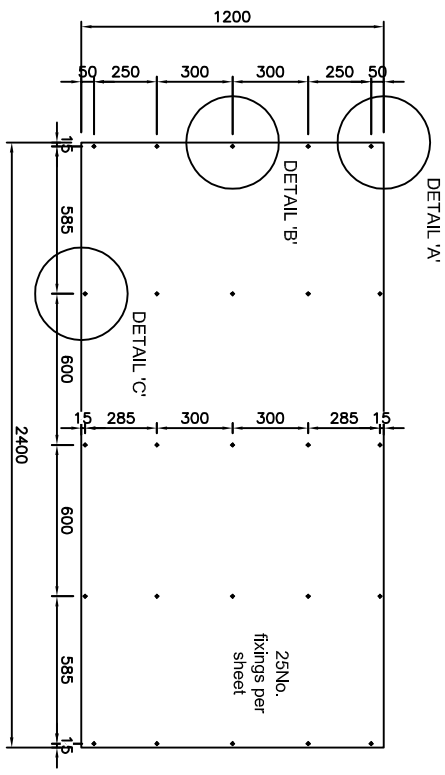
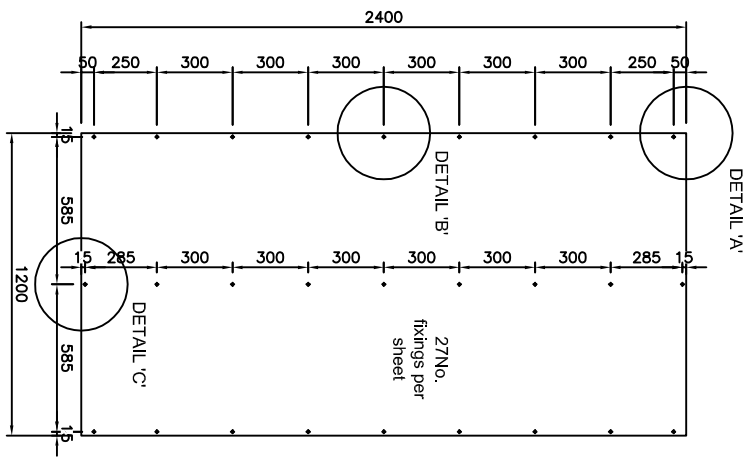
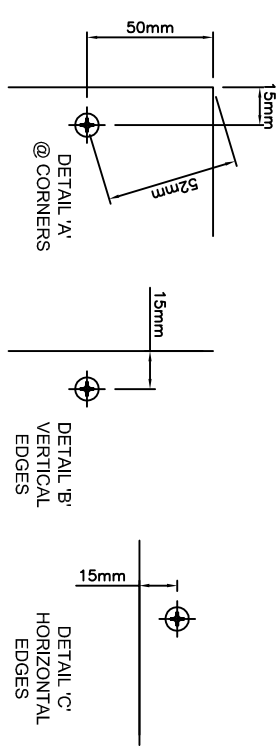
NOTES :-



FOR FIXING INTO SFS FRAMING  
4.8mm x 38mm WINGTIP FIXING



FOR FIXING INTO TIMBER FRAMING  
4.2mm x 42mm FIXING



**RCM - CEMBOARD TYPICAL FIXING DETAILS**  
(NOMINAL 2mm TO 5mm JOINT GAP BETWEEN BOARDS)  
MINIMUM EDGE DISTANCE 15mm

No	DESCRIPTION	DATE
	REVISION	
ROOFING AND CLADDING MATERIALS		
CEMBOARD		
TYPICAL BOARD FIXING GUIDE		
SCALE	NTS	DRAWN PM
DATE	16/01/18	CHECKED
DWG.No	RCM ST102	REVISION -



RCM, 27 Rosevale Road, Parkhouse Ind Estate West,  
Newcastle Under Lyme, Staffordshire, ST5 7EF  
Tel: 0800 6124662